

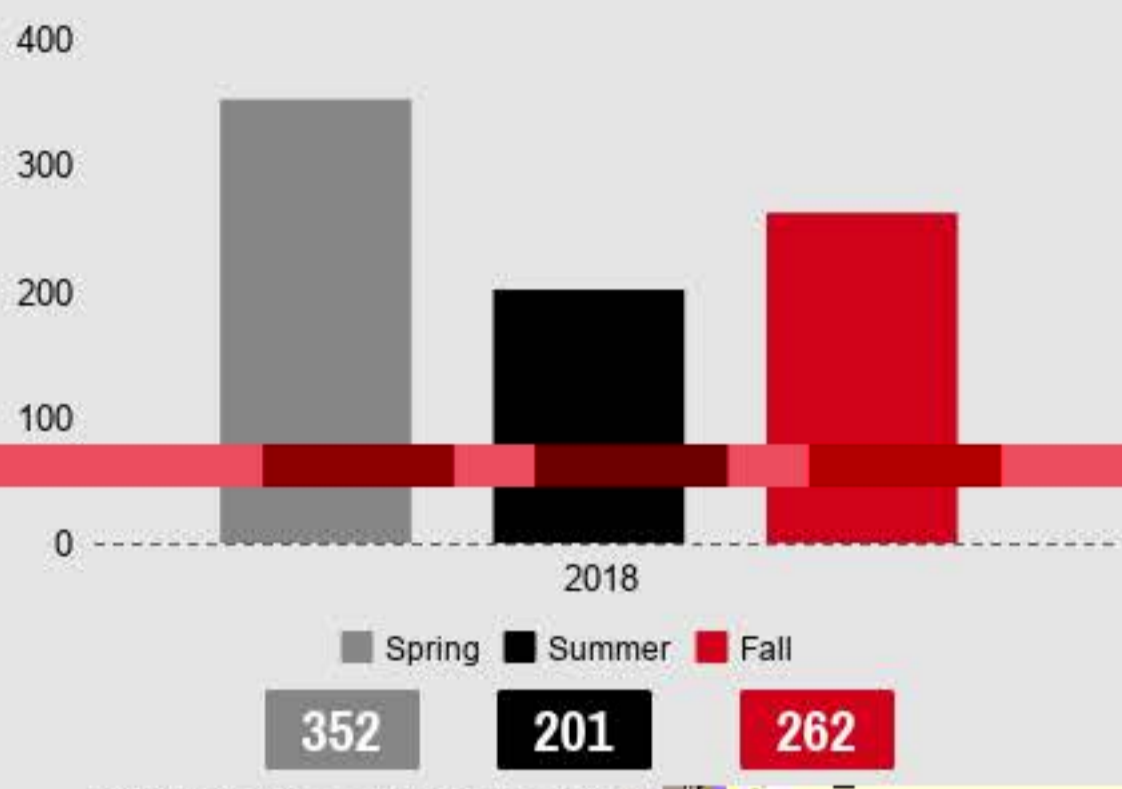
THE UNIVERSITY OF TAMPA

2018 INTERNSHIP REPORT

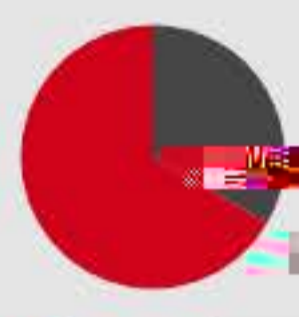
2018 Internships Completed for Academic Credit by Semester

EXECUTIVE SUMMARY

- 815 Internships completed for credit
- 4,400+ Internships posted on Handshake

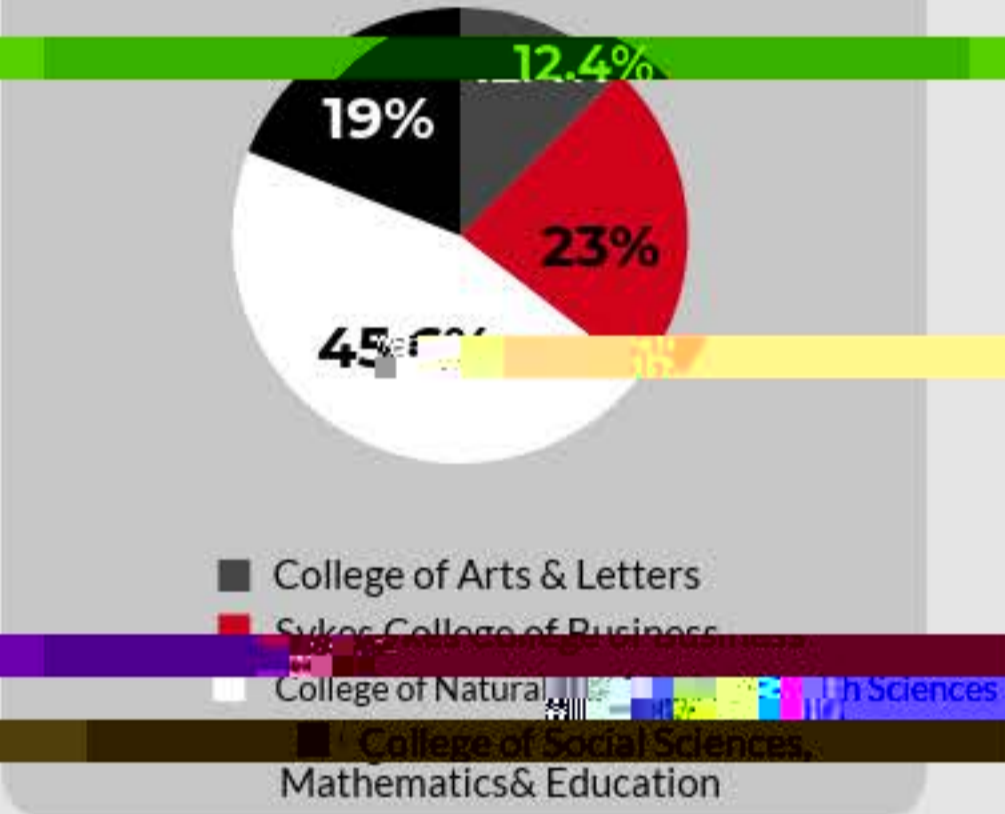


Grad vs. Undergrad Internships Completed for Academic Credit

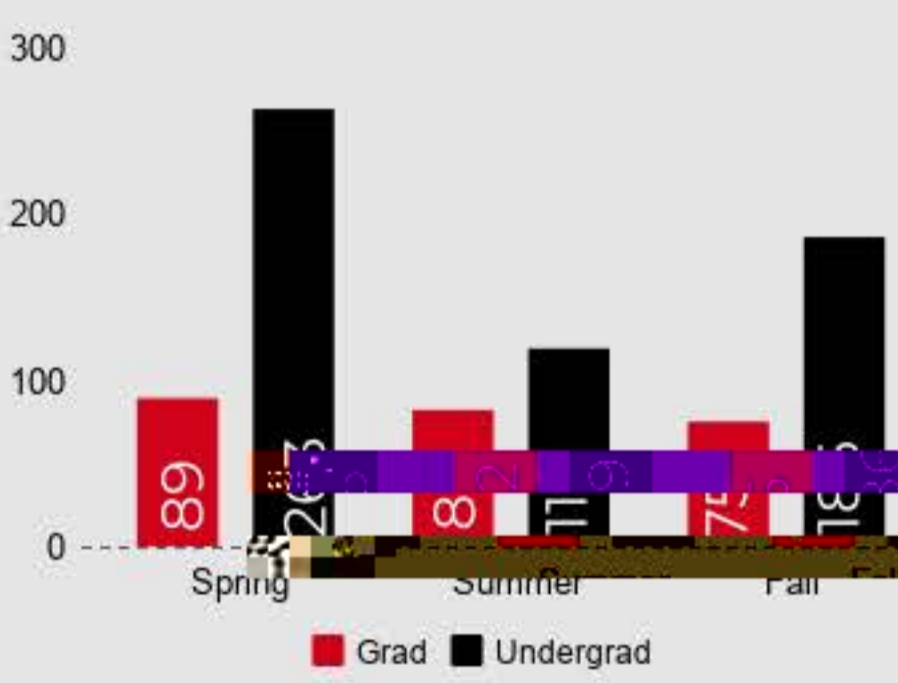


*4 Students completed an internship for credit in the winter intercession.

Internship Completed for Academic Credit by College



Grad vs. Undergrad Internships Completed for Academic Credit



College of Arts and Letters

- ADPR: 32.6%
- COM: 23.9%
- JOUR: 14.1%
- MA: 13.0%
- GRD: 5.4%
- MUSE: 4.3%
- WRI: 2.2%
- NN: 2.2%
- PLG: 1.1%
- ENG: 1.1%

Students completed for-credit internships in 89 majors.

Top 5 Majors Represented

- Sports Management: 121
- Public Health: 77
- Education & Leadership: 75
- Masters in Business Admin.: 73
- Criminology: 65

Sykes College of Business

- MBA: 42.1%
- MKT: 12.3%
- ACC: 5.1%
- FNT: 7.6%
- MGT: 5.5%
- FCO: 3.3%

College of Natural Health Sciences

- SPM: 37.6%
- PUH: 22.3%
- ENS: 11.5%
- HUP: 11.2%
- ATT: 11.7%
- MSP: 3.3%
- BIO: 2.4%
- ENV: .3%



64%



36%

Female vs. Male Students that Completed an Internship For Credit

College of Social Sciences, Mathematics, and Education

- EDI: 53.2%
- IDI: 9.2%
- SOC: 8.5%
- PSY: 7.8%
- CRP: 7.6%
- FED: 4.8%
- CWA: 5.5%
- HIS: 2.8%
- PSC: 2.7%
- SECB: 1.7%

powered by

